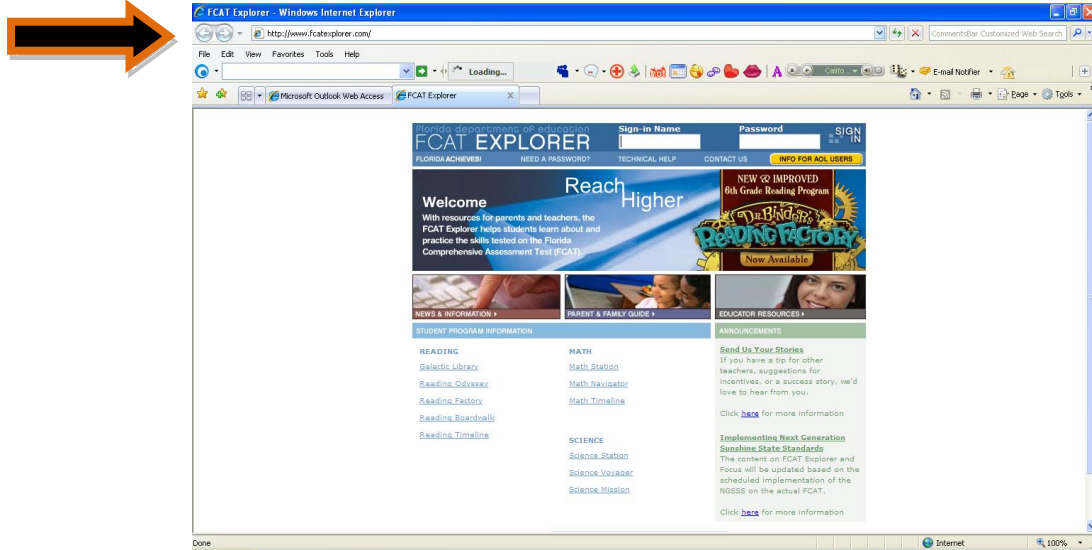


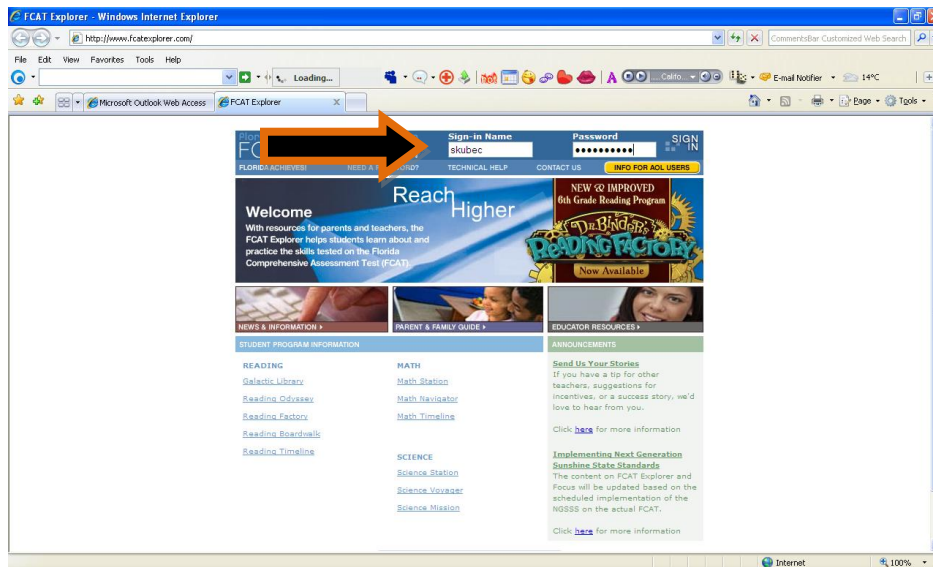
# FCAT Explorer Instructions

Getting onto FCAT Explorer is easy. Just following these instructions.

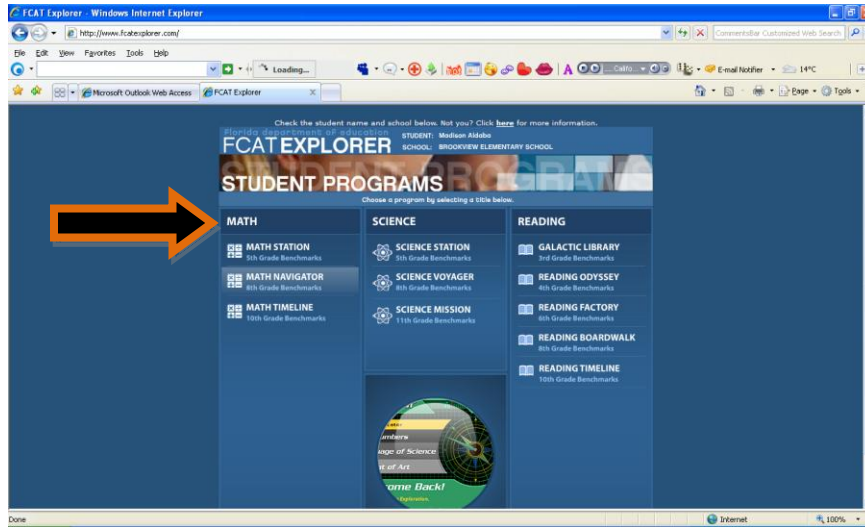
- A) First, Open up your internet browser (i.e. Internet Explorer or Google Chrome) and type [www.fcatexplorer.com](http://www.fcatexplorer.com) in the address bar at the top.



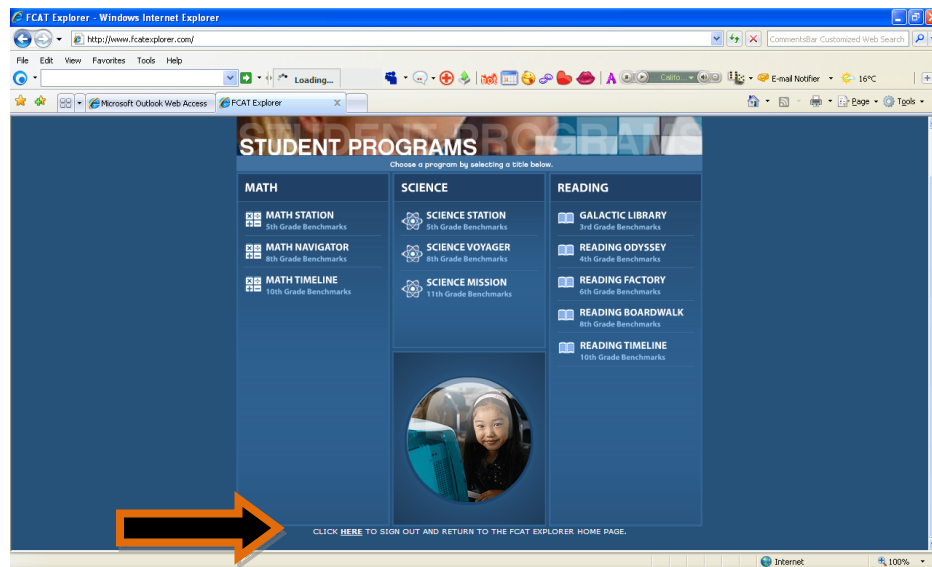
- B) Once you are in the FCAT Explore website, it will ask you for a Sign-in Name and Password. Your Sign-in Name is your last name and first initial (i.e. Carie Skube would be skubec as you can see below). Your password is our school district number, which is 16, then the first four letters of your last name, then your birth month and day (i.e. October 19 would be entered as 16Skub1019 ). Your password will show up as small black circles so that no one else can see your password and use your information.



C) Now that you have signed in, you can choose from either Math, Science or Reading that is on your grade level.



D) When you are finished with FCAT Explorer, don't forget to sign out of it. That way no one else can use your sign-in information. To do this go to the bottom of the page and left click on the word "here" where it says "Click here to sign out and return to the FCAT Explorer Home Page."



E) If you have any other questions feel free to contact your child's teacher. The following is a link to our school's website [www.duvalschools.org/brookview](http://www.duvalschools.org/brookview).