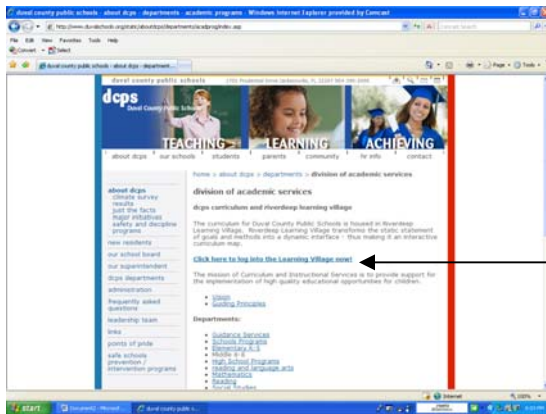


Use the following sequence to access the 2008-2009 Elementary, Middle School or High School Learning Schedules:



On the main DCPS screen, click on "Curriculum/Riverdeep in the pink column on the right of the screen.



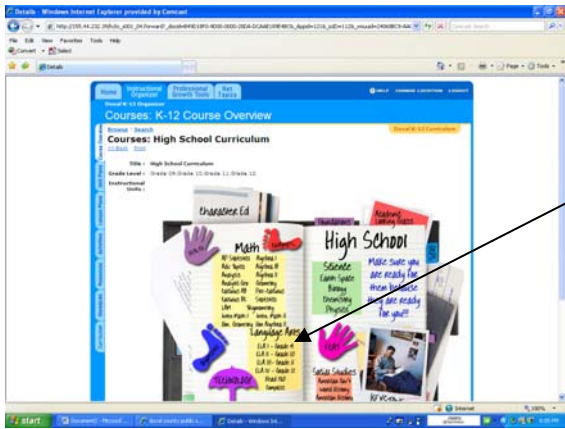
On the Curriculum/Riverdeep screen, click on "Click here to log into the Learning Village now!"



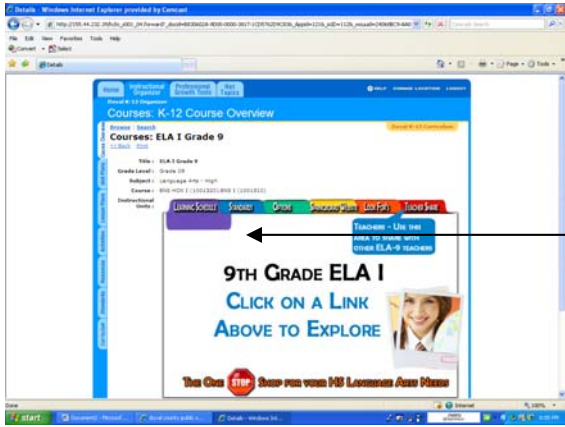
Use the directions on the left side of the screen. Your 'user name' is your name (e.g., CindySmith) and your password is your employee number—the one on your pay stub. If you have trouble logging in, call the number the screen provides for assistance.



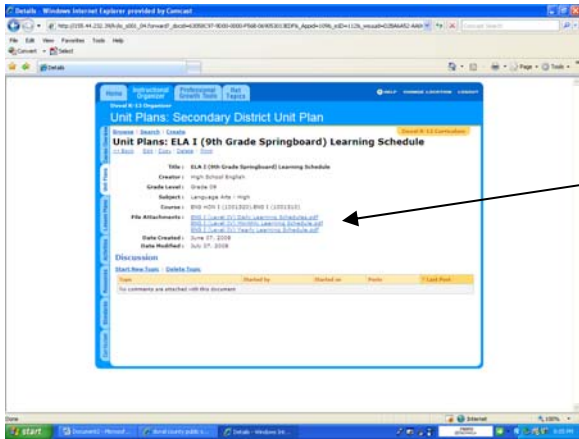
Once you have accessed the Duval Learning Village, click on the **Grade Band** desired on the right side of the screen.



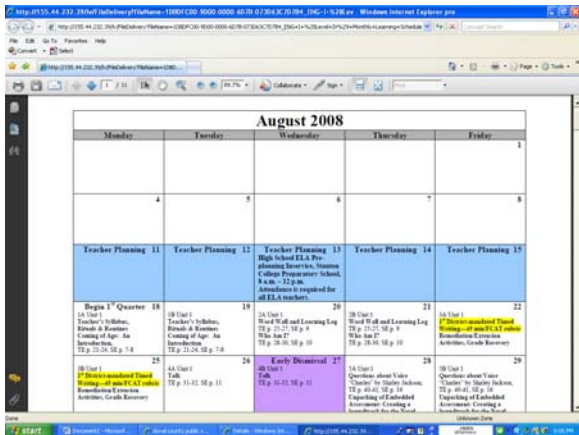
Now select your grade level listed under the desired **Subject Area**.



Select the Learning Schedules tab. (However, you should make a habit of exploring the contents of each tab on a regular basis for new uploads.)



From this screen, you have the option of accessing the Learning Schedules.



This is an example of a monthly 9-12 Language Arts Learning Schedule.