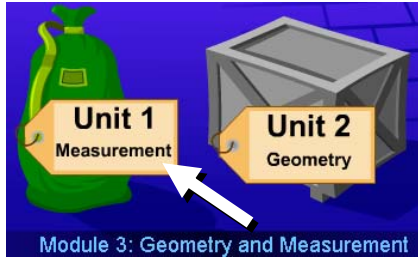


Exploring Destination Math Courses I and II

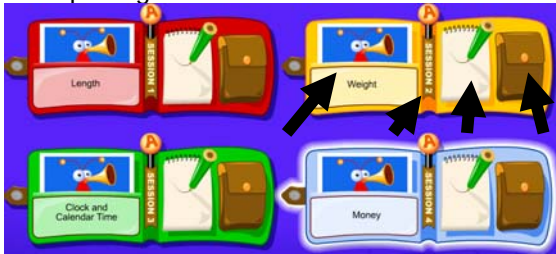
1. Click on a Module



2. Choose and click a unit

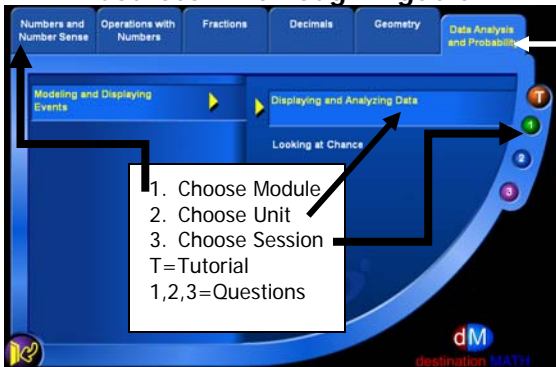


3. Choose and click a Session to begin exploring



* There are 4 selections to each wallet.

Courses III through Algebra



Exploring Destination Reading Courses I and II

1. Click a unit to begin a reading lesson

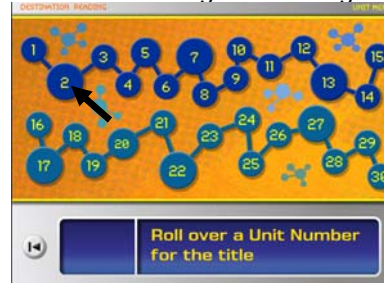


2. Choose a lesson to begin exploring



Courses III and IV

1. Click a unit to begin a reading lesson



2. Choose a lesson to begin exploring



Riverdeep® LMS™ 4
HOUGHTON MIFFLIN
LEARNING TECHNOLOGY

Parents' Guide to Destination Success



Duval County Public Schools
<http://pilot6.riverdeep.net/lms>

Duval County Helpdesk for Parents
(904)348-7740

SCHULTZ CENTER
HOUGHTON MIFFLIN
LEARNING TECHNOLOGY

Exciting news! Your child has access to Riverdeep's web-based Destination Success software at school, home or your local libraries. Your child may now practice or review math and reading skills taught at school, or learn and apply new skills aligned to national and state standards.

First Things First!



Pop-up Blockers

- Most computers will automatically block Riverdeep pop-ups, returning you to the log in screen again and again.
 - To temporarily allow pop-ups – hold down the **Ctrl** key before clicking on **Log In**.
 - To always allow Riverdeep pop-ups, you will only need to do this once:
 1. Open Internet Explorer, click on **Tools** on the top toolbar
 2. Choose **Pop-up Blocker**
 3. Select **Pop-up Blocker Settings**
 4. In the **Address of Web site to allow** box, type **Pilot6.riverdeep.net/lms**
 5. Click **Add** and Click **Close**
- **If you have a browser other than Internet Explorer, check your browser instructions for unblocking pop-ups.

Logging In to Riverdeep

First: Open your web browser, usually Internet Explorer.

Next: Type: <http://pilot6.riverdeep.net/lms>



Your Child's Log In

Username – first name + last name + 3 digit school# (note – do not add any spaces when logging in)

Example: hannahmills245

Password – 2 digit birth month + 2 digit birth date

Example: 0513

Parent Exploration

You may explore Destination Success by logging in with your child's Username and Password.

Plug-Ins

Riverdeep requires Adobe Flash Player and Shockwave Player. If the plug-ins are not loaded on your machine, go to www.adobe.com and follow the online directions to load the plug-ins.

Additional Support

Go to the main Duval County Public School website and click on the **Parent Link**, then click on **Student Software**. Find the Destination Success section for updated information, scope and sequence, and parent guides.

Destination Math Courses

Course I - Grades Pre-K – 1st

Course II - Grades 2-3

Course III - Grades 4-6

Courses IV, V - Grades 6-8

Destination Reading Courses

Course I - Grades Pre-K – 1st,

Course II - Grades 2-3,

Course III - Grades 4-6,

Course IV - Grades 6-8

My Tasks

- Your child's assignments – assigned to him/her by the teacher(s)

Activity Name	Start Date	Due Date	Class
WK.1.6th.MA.1.32	9/12/2005		Mills
WK.1.6th.MAC.3.31	9/26/2005		Inkerbell 2
WK.1.6th.MAC.3.31	9/26/2005		Inkerbell 2
Displaying/Analyzing Data 1st	10/15/2005		My Math
WK.01.7th.MA.1.31	10/15/2005		My Math
WK.08.6th.MA.1.31	11/17/2005		Mrs. Rico
Money	2/21/2006	2/28/2006	Mrs. Rico's Math
Money	2/17/2006	3/1/2006	Mrs. Rico's Math
ab2 Money	2/17/2006	3/4/2006	Mrs. Rico's Math
GB Money	2/17/2006	4/2/2006	Mrs. Rico's Math
Test Name	Start Date	Due Date	Class
Tellina Time	2/22/2006	5/28/2006	Room 403 class

- Click on the name of the assignment then **GO** to begin an assignment

Exploration

1. Click **Exploration**
2. Click **Launch** by the course you desire
3. Scroll to view the different Math and Language Arts selections

