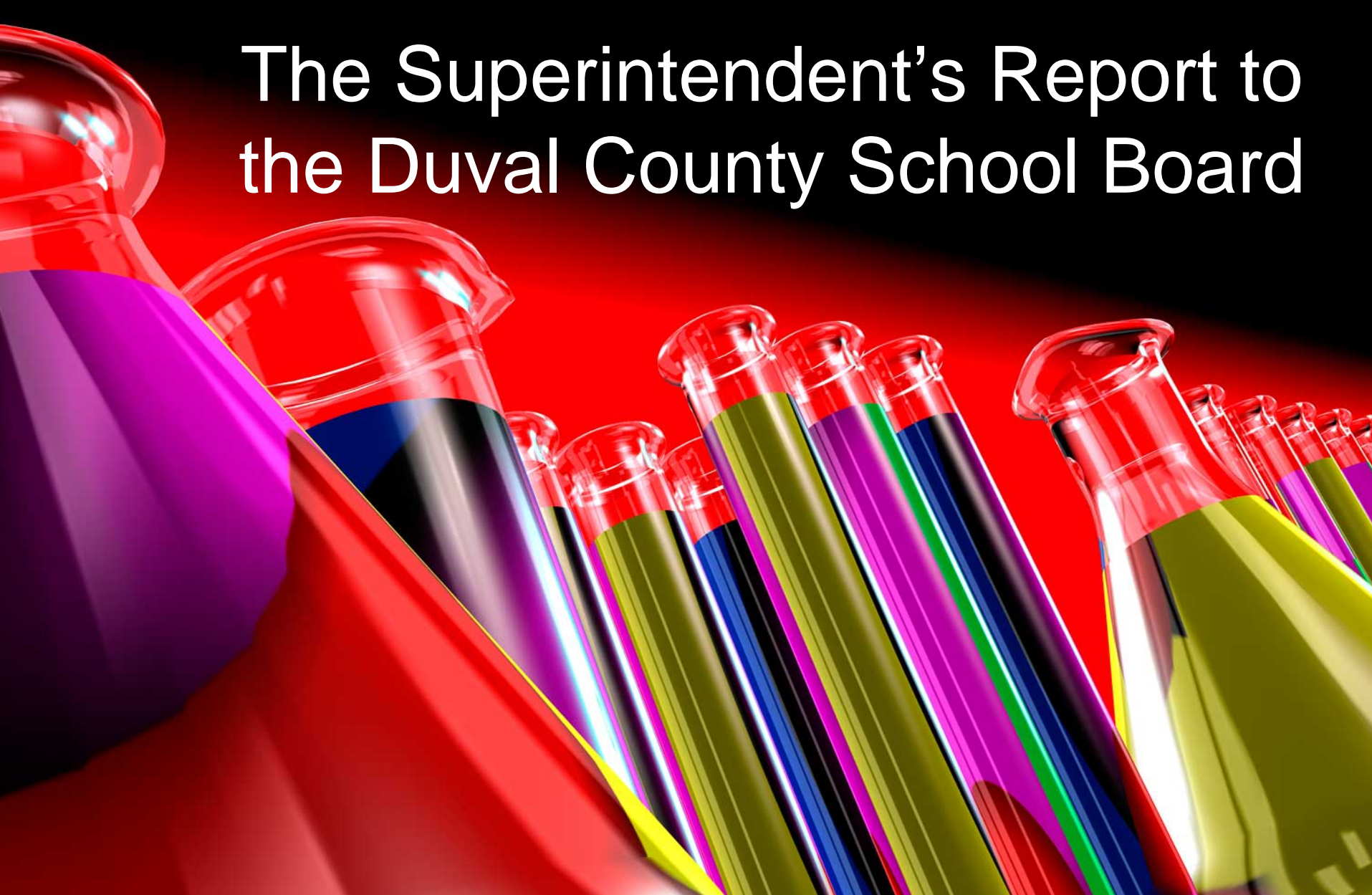


# The Superintendent's Report to the Duval County School Board





# Early Learning Coalition of Duval

Susan Main, *Executive Director*

## Intensive Support and Coaching Model

- Long term Partnership with DCPS, FIE, JCC, ECS, and JULHS, Mayors Literacy Initiative
- Coaches provided for over 100 Child Care Programs serving low income school readiness children
- Reaching over 6000 children birth to 5
- Pre/Post 4 yr old outcome results on pre literacy skills and overall readiness

## Intensive Support and Coaching Increase School Readiness

- Significant increase in the Test of Early Reading Achievement scores, for students who have had support and coaching
- Alphabet recognition is the area with the most improvement
- Significant increase in children's understanding of print concepts
- Modest improvements have been made in the area of comprehension and more support is needed to show significant results

| Test   | 2003-2004        |                  | 2004-2005        |                  | 2005-2006        |                  | 2006-2007        |                  |
|--|------------------|------------------|------------------|------------------|------------------|------------------|------------------|------------------|
|  | Fall             | Spring           | Fall             | Spring           | Fall             | Spring           | Fall             | Spring           |
| TERA-3 Mean Percentiles  |                  |                  |                  |                  |                  |                  |                  |                  |
| Reading Quotient   | 20 <sup>th</sup> | 32 <sup>nd</sup> | 31 <sup>st</sup> | 38 <sup>th</sup> | 35 <sup>th</sup> | 41 <sup>st</sup> | 28 <sup>th</sup> | 38 <sup>th</sup> |
| ALRI – Alphabet Letter Recognition Inventory                         |                  |                  |                  |                  |                  |                  |                  |                  |
| <i>Proficient</i> – the ability to recognize at least 75% of letters | 22%              | 69%              | 23%              | 69%              | 39%              | 74%              | 25%              | 73%              |

## Longitudinal Study

# ELC / JELP Support vs. Non ELC / JELP Support

### Measures

- Dynamic Indicators of Basic Early Literacy Skills (DIBELS) Letter Naming Fluency, Nonsense Word Fluency, Oral Reading Fluency, and Phoneme Segmentation Fluency

### Sample

- 1,586 1<sup>st</sup> grade children attending 21 DCPS *Reading First* schools
- 40% of those children participated in preschool programs supported by Coaching in the 2004/05 school year

## Longitudinal Study Results Coaching Support vs. Non Support

### Statistically Significant results shown:

- 2005-06 – Coached children did better on Kindergarten assessment than comparison children
- Letter naming fluency
- Nonsense Word fluency
- Oral Reading Fluency
- Phoneme Segmentation Fluency

# Advanced Placement



## More Rigor, More Success

- Level playing field.
- Mirrors School Board's Core Beliefs and Commitments.
- More likely college bound.

## Three Out Of Four A.P. Courses Passed

- Three out of four earned an A, B. or C in their AP courses.
- 94% or 16,984 earned passing grades and high school credit.

### **One-third Increase In College Credits Earned**

- In 2006, 3,472 meet standards for college credit.
- In 2007, that figure increased to 4,681.
- 34.8% increase over a one-year period.
- 1,209 more exam-takers qualified for college-level credit.

### **2007 Results Set Record**

- The largest number of DCPS students ever to qualify for college credit.

### **Sophomores Enjoy College-level Success**

- The overwhelming majority of students who qualified for college credit in AP Human Geography were ninth graders.
- These students began this school year with college-level success.

## A.P. Enrollment Increases Dramatically

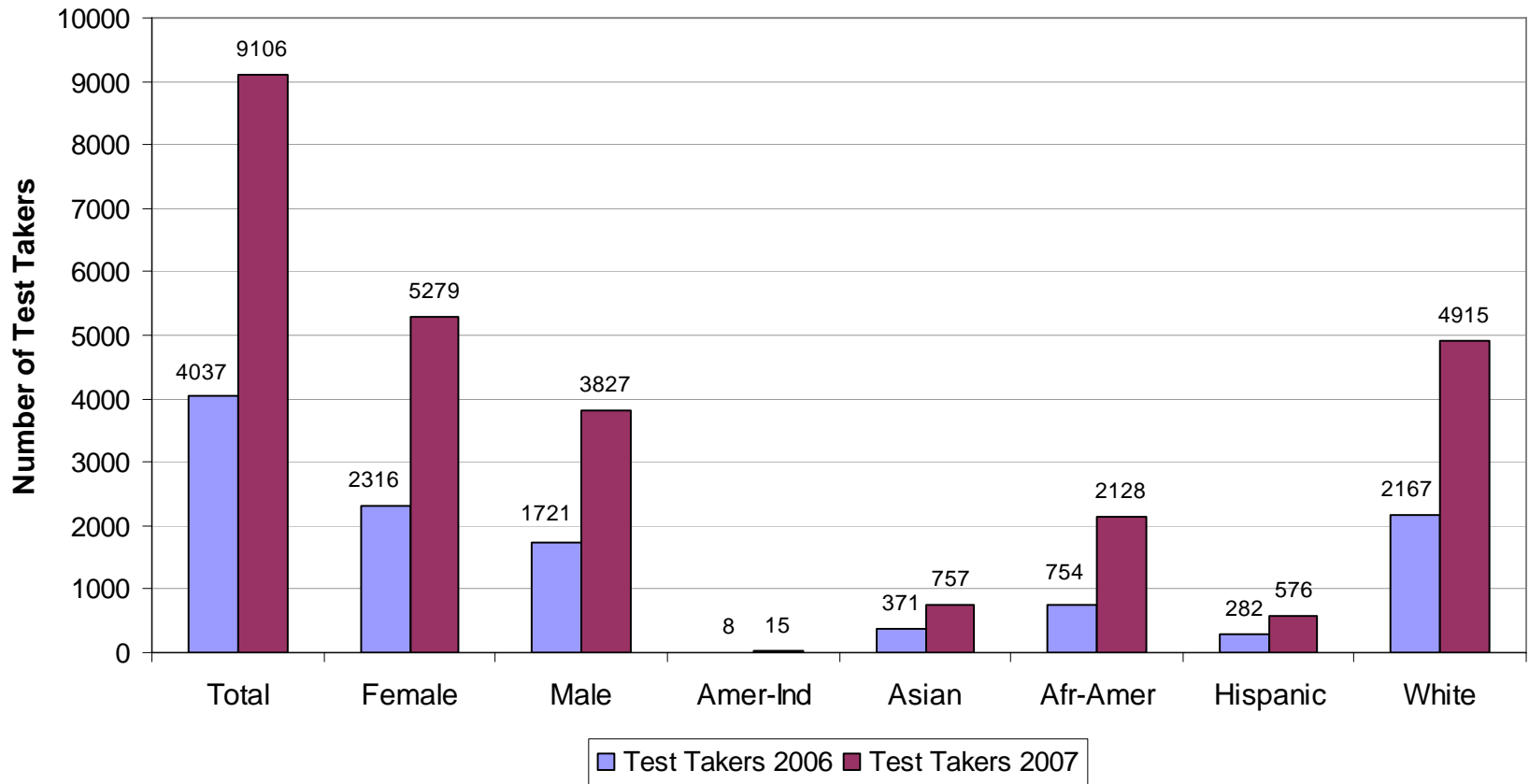
- In 2005-06, 4,253 students enrolled in A.P. courses.
- That figure increased to 10,249 students last year.
- Enrollment as of 8/31/2007 shows 14,266 students comprising a duplicated enrollment of 25,107 in AP courses.

## Safety Nets Are In Place

- Multiple safety net programs in place
  - Individualized tutoring by A.P. teachers
  - Double blocking in AP courses
  - After-school tutoring
  - Grade and credit recovery

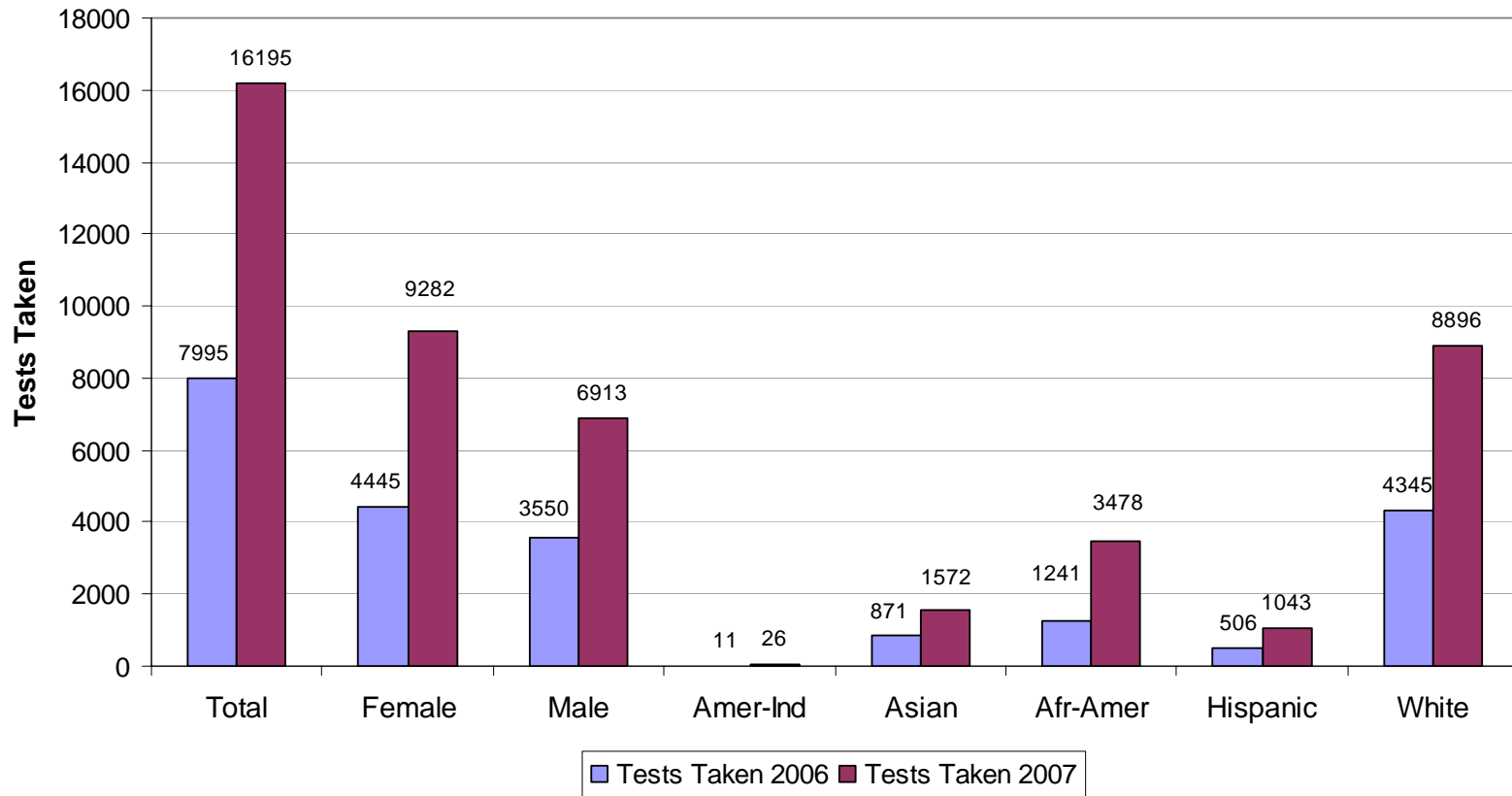
# Advanced Placement

## Advanced Placement Exams: Test Takers 2006 and 2007



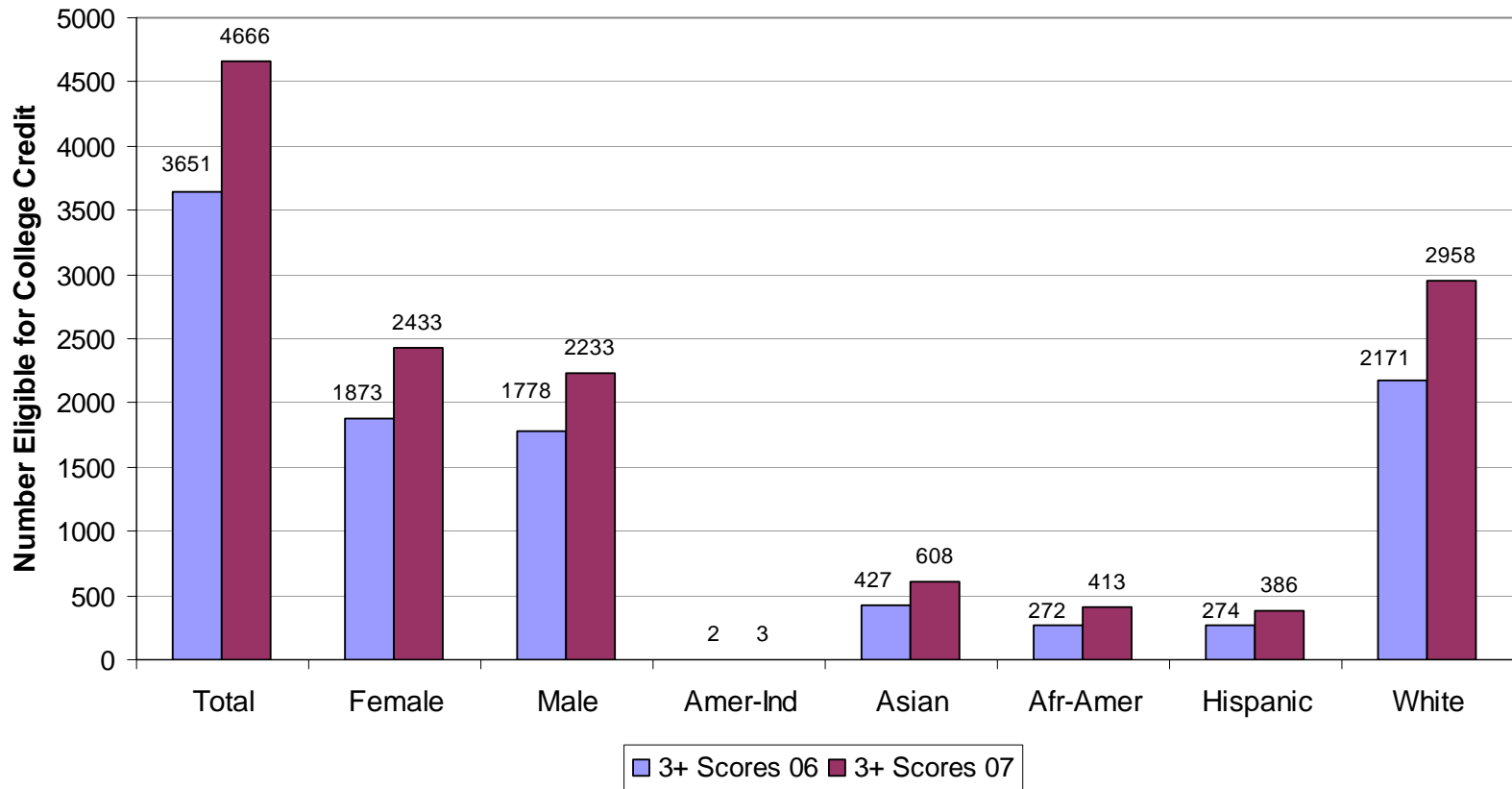
# Advanced Placement

## Advanced Placement Exams: Tests Taken 2006 to 2007



# Advanced Placement

## Advanced Placement Exams: Results 2006 and 2007



# Independent Analysis





# Independent Analysis

## An Independent Analysis

- The Florida Partnership For Minority and Underrepresented Students.
- Created in 2004 by the Florida legislature.
- Cooperative between the state Department of Education and the College Board.

## Increased DCPS SAT Participation

- The number of students in the DCPS class of 2007 who participated in the SAT increased by 7.4%.



# Independent Analysis

## 10% More DCPS African American Students Take the SAT

Compared to

- 9.6% more African American students statewide.
- 10.0% more African American students nationwide.



# Independent Analysis

## DCPS African American Students Outperform their Peers Statewide . . .

With mean scores that are

- 11 points higher in Critical Reading (445 vs 434)
- 4 points higher in Mathematics (431 vs 427)
- 8 points higher in Writing (426 vs 418)

## . . . and Nationwide

With mean scores that are

- 16 points higher in Critical Reading (445 vs 429)
- 5 points higher in Mathematics (431 vs 426)
- 6 points higher in Writing (426 vs 420)



# Independent Analysis

## 23.8% More DCPS Hispanic Students Take the SAT

Compared to

- 20.7% more Hispanic students statewide.
- 14.8% more Hispanic students nationwide.



# Independent Analysis

## DCPS Hispanic Students Outperform their Peers Statewide . . .

With mean scores that are

- 19 points higher in Critical Reading (493 vs 474)
- 24 points higher in Mathematics (495 vs 471)
- 20 points higher in Writing (477 vs 457)

## . . . and Nationwide

With mean scores that are

- 42 points higher in Critical Reading (493 vs 451)
- 36 points higher in Mathematics (495 vs 459)
- 33 points higher in Writing (477 vs 444)



# Independent Analysis

## More DCPS African American students take AP exams

- Participation by DCPS African American students in AP increased by 182.2% from 2006 to 2007 compared to
  - 29.1% increase statewide
  - 17.3% increase nationwide

## More DCPS African American students qualify for college credit

- The number of 3+ scores earned by DCPS African American students increased 51.8% from 2006 to 2007 compared to
  - 22.7% increase statewide
  - 16.7% increase nationwide



# Independent Analysis

## Increase in DCPS Hispanic student AP participation

- Participation in Advanced Placement courses by DCPS Hispanic students has increased by 289.2% since 1999.

## Success by DCPS Hispanic AP students has increased

- The number of 3+ scores earned by DCPS Hispanic students is up 40.9%% compared to
  - 11.8% increase statewide.
  - 6.0% increase nationwide.



# Independent Analysis

## DCPS is a Leader In PSAT Testing

- From 1999 to 2006,
  - DCPS 10th grade students who take the PSAT has increased by 329.5%.
  - DCPS African American students who take the PSAT has increased by 726.6%.
  - DCPS Hispanic students who take the PSAT has increased by 638.6%.
- African American students who take the PSAT comprise
  - 37.9% of Duval County's test takers
  - 20.2% of Florida's test takers
  - 18.0% of the Nation's test takers