

Dear Parents:

Our school has chosen to use CompassLearning Odyssey®, a Web-based curriculum, to enhance your child’s educational experience. The Odyssey program offers a customized learning program for your child. The targeted instruction is aligned with state and national standards while a variety of instructional approaches facilitate differentiated instruction to meet the needs of your child. You and your child have immediate access to the progress report that is located in the "backpack" icon. This is a great opportunity for your child to extend the learning time while keeping him/her engaged, entertained, and receptive to learning.

Home Access Instructions:

In the browser type <https://odyssey.duvalschools.org>

Student’s Username: student number with an “s” in front

Example: s12345678

Password: Uppercase first letter of first name – birth date – lowercase first letter of last name – last 4 digits of SS#

Example: John Smith born January 30th with SS# 123456789

J30s6789

School should be left as: Odyssey

- This is the same information the students use to log into the program at school
- If the last 4 digits of the SS# don’t work, use the last 4 digits of the student #.

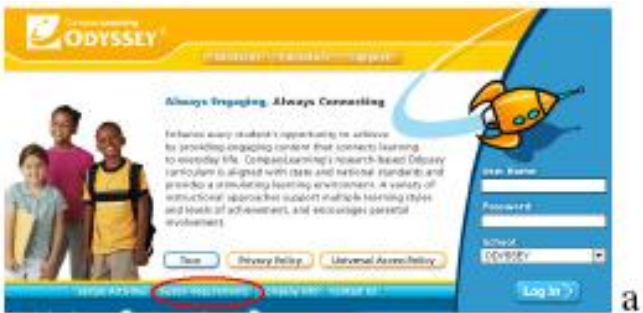
In order to proceed successfully with your home use, your computer workstation must be properly set up, including browser and plug-in installation. This document is designed to help you and your child get off to a good start by providing the information necessary to complete computer workstation setup.

TROUBLESHOOTING

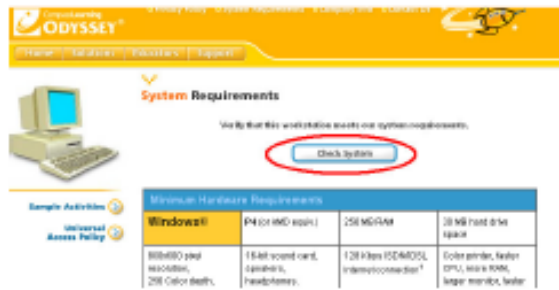
If you are unable to log into CompassLearning Odyssey, please follow the steps below to ensure your computer is properly set up.

To ensure that a workstation is properly set up to run the CompassLearning Odyssey program, you will need to verify that all minimum software requirements are met.

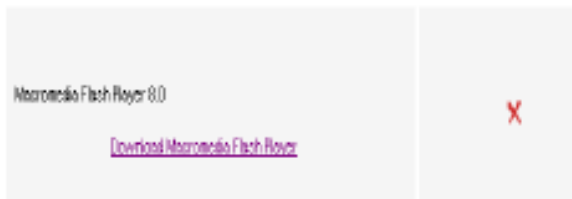
1. Launch your web browser (Internet Explorer)
2. Type the following address: www.compasslearningodyssey.com
3. Click **System Requirements** (image a)
4. Click Check System (image b)
5. The system will be checked for minimum requirements
6. Download any requirements not found (image c) by clicking on the link provided



a



b



c